
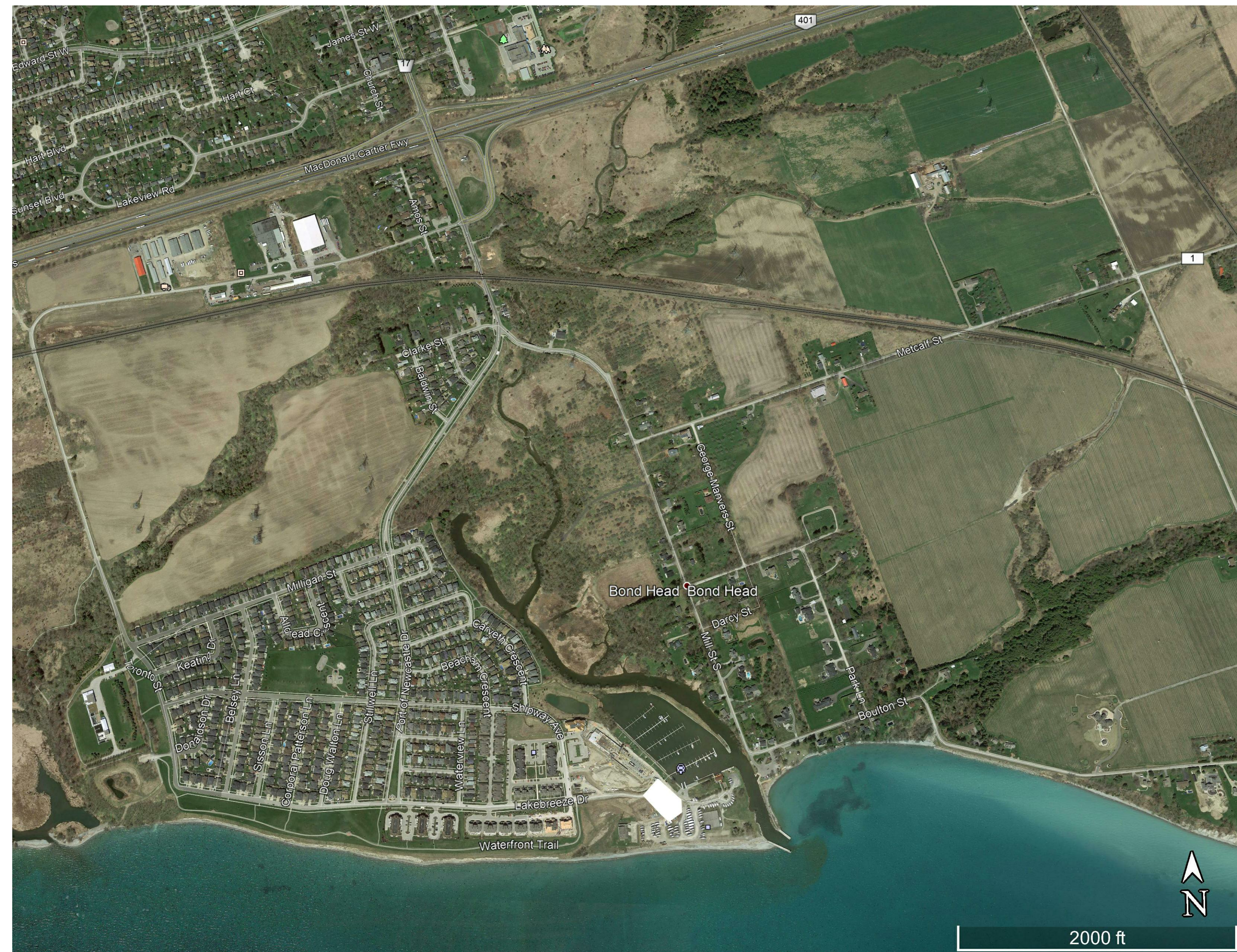


Firm Name: Richard Ziegler Architect Inc. Certificate of Practice Number: 4260 39 Polson Street, Toronto, Ontario M5A 1A4 Telephone: 416-461-1494 Fax: 905-895-1488 mail@rzarchitect.com <small>The Certificate of Practice Number of the holder is the holder's BCIN.</small>		 <small>The architect noted above has exercised responsible control with respect to design activities. The architect's seal number is the architect's BCIN.</small>	
Name of Project: HARBOURVIEW - BUILDING C 480			
Location: NEWCASTLE, ONTARIO			
Item	Ontario's 2006 Building Code Data Matrix Part 3 or 9	OBC Reference	
1	Project Descriptions: <input checked="" type="checkbox"/> New <input type="checkbox"/> Part 11 <input type="checkbox"/> Change of Use <input type="checkbox"/> Alteration <input type="checkbox"/> Addition	1.1.2. [A]	1.1.2. [A] & 9.10.1.3
2	Major Occupancy(s): Group C, Any Height, Any Area (Sprinklered) 3.2.2.4.2 Group F, Division 3, Any Height, Any Area 3.2.2.7.3	3.1.2.1.(f)	9.10.2.
3	Building Area (m²) Existing: N/A New: 3,185.5 m² Total: 3,185.5 m²	1.4.1.2.(A)	1.4.1.2.(A)
4	Gross Area Existing: N/A New: 8,657.9 m² Total: 8,657.9 m²	1.4.1.2.(A)	1.4.1.2.(A)
5	Number of Storeys Above Grade: 4 Below Grade: 1	1.4.1.2.(A) & 3.2.1.1	1.4.1.2.(A) & 9.10.4
6	Number of Streets/Fire Fighter Access: 1	3.2.2.10. & 3.2.5.	9.10.20.
7	Building Classification: Group C, up to 6 Storeys, Sprinklered, Combustible Construction (3.2.2.43A.) Group F3, Any Height, Any Area Sprinklered (3.2.2.73.)	3.2.2.20.-83	9.10.2.
8	Sprinkler System Proposed <input checked="" type="checkbox"/> entire building <input type="checkbox"/> basement <input type="checkbox"/> in lieu of roof rating <input type="checkbox"/> selected compartments <input type="checkbox"/> not required <input type="checkbox"/> selected floor areas	3.2.2.20.-83 3.2.1.5. 3.2.2.17. INDEX	9.10.8.2. INDEX
9	Standpipe required <input checked="" type="checkbox"/> Yes <input type="checkbox"/> No	3.2.9.	N/A
10	Fire Alarm required <input checked="" type="checkbox"/> Yes <input type="checkbox"/> No	3.2.4.	9.10.18.
11	Water Service/Supply is Adequate <input checked="" type="checkbox"/> Yes <input type="checkbox"/> No	3.2.5.7.	N/A
12	High Building <input type="checkbox"/> Yes <input checked="" type="checkbox"/> No	3.2.6.	N/A
13	Construction Restrictions <input checked="" type="checkbox"/> Combustible permitted <input type="checkbox"/> Non-combustible required <input type="checkbox"/> Both	3.2.2.20.-83	9.10.6.
14	Actual Construction: <input checked="" type="checkbox"/> Combustible <input type="checkbox"/> Non-combustible <input type="checkbox"/> Both		
14	Mezzanine Area: N/A	3.2.1.1.(d)(9)	9.10.4.1.
15	Occupant load based on <input type="checkbox"/> m²/person <input checked="" type="checkbox"/> design of building	3.1.16.	9.9.1.3.
16	Barrier-free Design <input checked="" type="checkbox"/> Yes <input type="checkbox"/> No (Explain)	3.8.	9.5.2.
17	Hazardous Substances <input type="checkbox"/> Yes <input checked="" type="checkbox"/> No	3.3.1.2. & 3.3.1.19.	9.10.1.3.(4)
18	Required Fire Resistance Rating (FRR) Horizontal Assemblies Roof: 1.0 Hours Floors: 1.0 Hours Mezzanine N/A Hours Listed Design No. or Description (SB-2) OBC F5a	3.2.2.20.-83 & 3.2.1.4.	9.10.8. 9.10.9.
19	Spatial Separation - Construction of Exterior Walls Wall Area of EBF (m²) L.D. (m) LH or HL Permitted Max. % of Openings Proposed % of Openings FRR (Hours) Listed Design or Description Comb. Const. Non-Comb. Const. Non-comb. Const.	3.2.3.	9.10.14.
PER DRAWINGS			
20	Other - Describe _____		



SITE CONTEXT MAP

SITE STATISTICS - BUILDING C

LOT AREA	5,436.64	sm.
BUILDING FOOTPRINT	3,099.51	sm.
COVERAGE	57%	
PAVED AREA	430.88	sm.
LANDSCAPED AREA	1,906.25	sm.
LANDSCAPED COVERAGE	35%	
AVERAGE GRADE	77.40	m
LOWEST GRADE	76.33	m
HIGHEST GRADE	78.70	m
FFE	79.40	m
BUILDING HEIGHT	17.20	m

GRADES @ BUILDING FACE

North-West Corner	76.50
North - Middle	76.50
North-East Corner	76.40
East Corner	76.33
South-East Corner	77.90
South-Middle	78.40
South-West Corner	78.50
West - Middle	78.70
Average Grade	77.40

PROJECT STATISTICS - GROSS BUILDING AREAS - ZONING

Level	Metric	Imperial
BASEMENT L1	2,984.22 m²	32,121.92 ft²
LEVEL 1	3,099.51 m²	33,362.86 ft²
LEVEL 2	1,864.46 m²	20,068.93 ft²
LEVEL 3	1,863.51 m²	20,058.70 ft²
LEVEL 4	1,864.29 m²	20,067.03 ft²
TOTAL	11,675.99 m²	125,679.44 ft²
FSI	2.15	COVERAGE

Excluded from Area = Stairs, Elevators, Mechanical / Electrical Rooms

PROPOSED RESIDENTIAL UNITS - BUILDING C

LEVEL	1BR	2BR	Total
LEVEL B1	4	4	8
LEVEL 1	8	6	14
LEVEL 2	17	8	25
LEVEL 3	17	8	25
LEVEL 4	13	10	23
Total	59	36	95

VEHICLE PARKING

	Rate	
1BR	59	1
2BR	36	1.25
Visitor	95	0.25
Retail	206 sm.	1.0/30 sm.
Residents B.F.		7
		5
Total Parking Spaces Required		140

Parking Spaces Provided

Basement L1	Including 3 B.F.	55
1st Floor	Including 4 B.F.	36
Surface Parking	Including 4 B.F.	49
Total	Including 11 B.F.	140

PROPOSED BICYCLE PARKING

	Rate per Unit	
OCCUPANT (Long Term)	0.33	32
VISITOR (Short Term)	0.1	10
Total		42

AMENITY SPACE REQUIRED

95 Units	2.0 sm. Per Unit - Indoor	190 sm.
95 Units	4.0 sm. Per Unit - Outdoor	380 sm.


AMENITY SPACE PROVIDED

Indoor Amenity Space	192.11 sm.
Outdoor Amenity Space	1240.99 sm.



ISSUED FOR DISCUSSION
 2021-10-05 7:45:11 PM

NO. ISSUANCE DATE
 THE GENERAL CONTRACTOR SHALL CHECK AND VERIFY ALL DIMENSIONS AND REPORT ALL ERRORS AND OMISSIONS TO THE ARCHITECT. DO NOT SCALE THE DRAWINGS. DO NOT USE THIS DRAWING FOR CONSTRUCTION UNLESS SIGNED AND SEALED BY THE ARCHITECT.



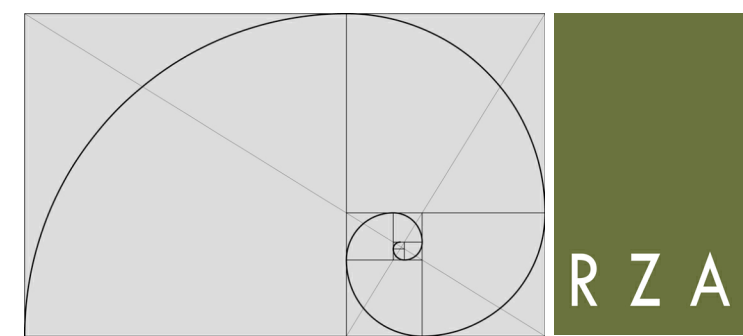
HARBOURVIEW BUILDING C

THE KAITLIN GROUP
 PORT OF NEWCASTLE, CLARINGTON ONTARIO

SITE STATISTICS AND CONTEXT MAP

SCALE	1:1	PROJECT NUMBER
DATE	2021-10-05 7:45:11 PM	2021-47
DRAWN	SO	CHECKED
CHECKED	REZ	REVISION

A.1.1



RICHARD ZIEGLER ARCHITECT INC.
 39 POLSON STREET TORONTO, ONTARIO M5A 1A4
 T: 416 441 1474 F: 416 441 1470 E: 416 441 1488
 www.rzarchitect.com E: mail@rzarchitect.com

PROJECT STATISTICS - UNIT AREAS

Level	Name	Area	Imperial	Sub-Item
BASEMENT L1	8001	74.32 m²	800.00 sq ft	2 Bath + 2 Bath
BASEMENT L1	8002	76.73 m²	829.92 sq ft	2 Bath + 2 Bath
BASEMENT L1	8003	73.85 m²	798.79 sq ft	2 Bath + 2 Bath
BASEMENT L1	8004	66.37 m²	716.61 sq ft	2 Bath + 2 Bath
BASEMENT L1	8005	58.43 m²	629.93 sq ft	2 Bath + 2 Bath
BASEMENT L1	8006	66.34 m²	716.24 sq ft	2 Bath + 2 Bath
BASEMENT L1	8007	62.35 m²	672.40 sq ft	2 Bath + 2 Bath
BASEMENT L1	8008	93.32 m²	1,004.51 sq ft	2 Bath + 2 Bath Barrier Free
LEVEL 1	101	75.13 m²	808.74 sq ft	2 Bath + 2 Bath
LEVEL 1	102	85.25 m²	915.92 sq ft	2 Bath + 2 Bath
LEVEL 1	103	73.85 m²	798.79 sq ft	2 Bath + 2 Bath
LEVEL 1	104	66.37 m²	716.61 sq ft	2 Bath + 2 Bath
LEVEL 1	105	58.43 m²	629.93 sq ft	2 Bath + 2 Bath
LEVEL 1	106	66.34 m²	716.24 sq ft	2 Bath + 2 Bath
LEVEL 1	107	62.35 m²	672.40 sq ft	2 Bath + 2 Bath
LEVEL 1	108	93.32 m²	1,004.51 sq ft	2 Bath + 2 Bath Barrier Free
LEVEL 1	109	57.47 m²	618.55 sq ft	2 Bath + 2 Bath Barrier Free
LEVEL 1	110	58.54 m²	630.10 sq ft	2 Bath + 2 Bath
LEVEL 1	111	58.54 m²	630.10 sq ft	2 Bath + 2 Bath
LEVEL 1	112	58.54 m²	630.10 sq ft	2 Bath + 2 Bath
LEVEL 1	113	57.47 m²	618.55 sq ft	2 Bath + 2 Bath
LEVEL 1	114	93.32 m²	1,004.51 sq ft	2 Bath + 2 Bath
LEVEL 2	201	61.45 m²	663.45 sq ft	2 Bath + 2 Bath Barrier Free
LEVEL 2	202	65.25 m²	701.92 sq ft	2 Bath + 2 Bath
LEVEL 2	203	74.85 m²	806.64 sq ft	2 Bath + 2 Bath
LEVEL 2	204	62.35 m²	672.40 sq ft	2 Bath + 2 Bath Barrier Free
LEVEL 2	205	76.73 m²	829.92 sq ft	2 Bath + 2 Bath
LEVEL 2	206	73.85 m²	798.79 sq ft	2 Bath + 2 Bath
LEVEL 2	207	66.37 m²	716.61 sq ft	2 Bath + 2 Bath
LEVEL 2	208	58.43 m²	629.93 sq ft	2 Bath + 2 Bath
LEVEL 2	209	66.34 m²	716.24 sq ft	2 Bath + 2 Bath
LEVEL 2	210	62.35 m²	672.40 sq ft	2 Bath + 2 Bath
LEVEL 2	211	57.47 m²	618.55 sq ft	2 Bath + 2 Bath Barrier Free
LEVEL 2	212	57.47 m²	618.55 sq ft	2 Bath + 2 Bath Barrier Free
LEVEL 2	213	57.47 m²	618.55 sq ft	2 Bath + 2 Bath Barrier Free
LEVEL 2	214	58.54 m²	630.10 sq ft	2 Bath + 2 Bath
LEVEL 2	215	58.54 m²	630.10 sq ft	2 Bath + 2 Bath
LEVEL 2	216	58.54 m²	630.10 sq ft	2 Bath + 2 Bath
LEVEL 2	217	57.47 m²	618.55 sq ft	2 Bath + 2 Bath Barrier Free
LEVEL 2	218	61.45 m²	663.45 sq ft	2 Bath + 2 Bath
LEVEL 2	219	61.45 m²	663.45 sq ft	2 Bath + 2 Bath
LEVEL 2	220	61.45 m²	663.45 sq ft	2 Bath + 2 Bath
LEVEL 2	221	61.45 m²	663.45 sq ft	2 Bath + 2 Bath
LEVEL 2	222	61.45 m²	663.45 sq ft	2 Bath + 2 Bath
LEVEL 2	223	61.45 m²	663.45 sq ft	2 Bath + 2 Bath
LEVEL 2	224	61.45 m²	663.45 sq ft	2 Bath + 2 Bath
LEVEL 2	225	61.45 m²	663.45 sq ft	2 Bath + 2 Bath
LEVEL 3	301	61.45 m²	663.45 sq ft	2 Bath + 2 Bath
LEVEL 3	302	61.45 m²	663.45 sq ft	2 Bath + 2 Bath
LEVEL 3	303	61.45 m²	663.45 sq ft	2 Bath + 2 Bath
LEVEL 3	304	61.45 m²	663.45 sq ft	2 Bath + 2 Bath
LEVEL 3	305	61.45 m²	663.45 sq ft	2 Bath + 2 Bath
LEVEL 3	306	61.45 m²	663.45 sq ft	2 Bath + 2 Bath
LEVEL 3	307	61.45 m²	663.45 sq ft	2 Bath + 2 Bath
LEVEL 3	308	61.45 m²	663.45 sq ft	2 Bath + 2 Bath
LEVEL 3	309	61.45 m²	663.45 sq ft	2 Bath + 2 Bath
LEVEL 3	310	61.45 m²	663.45 sq ft	2 Bath + 2 Bath
LEVEL 3	311	61.45 m²	663.45 sq ft	2 Bath + 2 Bath
LEVEL 3	312	61.45 m²	663.45 sq ft	2 Bath + 2 Bath
LEVEL 3	313	61.45 m²	663.45 sq ft	2 Bath + 2 Bath
LEVEL 3	314	61.45 m²	663.45 sq ft	2 Bath + 2 Bath
LEVEL 3	315	61.45 m²	663.45 sq ft	2 Bath + 2 Bath
LEVEL 3	316	61.45 m²	663.45 sq ft	2 Bath + 2 Bath
LEVEL 3	317	61.45 m²	663.45 sq ft	2 Bath + 2 Bath
LEVEL 3	318	61.45 m²	663.45 sq ft	2 Bath + 2 Bath
LEVEL 3	319	61.45 m²	663.45 sq ft	2 Bath + 2 Bath
LEVEL 3	320	61.45 m²	663.45 sq ft	2 Bath + 2 Bath
LEVEL 3	321	61.45 m²	663.45 sq ft	2 Bath + 2 Bath
LEVEL 3	322	61.45 m²	663.45 sq ft	2 Bath + 2 Bath
LEVEL 3	323	61.45 m²	663.45 sq ft	2 Bath + 2 Bath
LEVEL 3	324	61.45 m²	663.45 sq ft	2 Bath + 2 Bath
LEVEL 3	325	61.45 m²	663.45 sq ft	2 Bath + 2 Bath
LEVEL 4	401	61.02 m²	658.94 sq ft	2 Bath + 2 Bath
LEVEL 4	402	65.03 m²	701.76 sq ft	2 Bath + 2 Bath
LEVEL 4	403	74.75 m²	806.43 sq ft	2 Bath + 2 Bath
LEVEL 4	404	67.15 m²	723.52 sq ft	2 Bath + 2 Bath Barrier Free
LEVEL 4	405	76.73 m²	829.92 sq ft	2 Bath + 2 Bath
LEVEL 4	406	73.85 m²	798.79 sq ft	2 Bath + 2 Bath
LEVEL 4	407	66.37 m²	716.61 sq ft	2 Bath + 2 Bath
LEVEL 4	408	58.43 m²	629.93 sq ft	2 Bath + 2 Bath
LEVEL 4	409	66.34 m²	716.24 sq ft	2 Bath + 2 Bath
LEVEL 4	410	62.35 m²	672.40 sq ft	2 Bath + 2 Bath
LEVEL 4	411	57.47 m²	618.55 sq ft	2 Bath + 2 Bath
LEVEL 4	412	57.47 m²	618.55 sq ft	2 Bath + 2 Bath
LEVEL 4	413	57.47 m²	618.55 sq ft	2 Bath + 2 Bath
LEVEL 4	414	58.54 m²	630.10 sq ft	2 Bath + 2 Bath
LEVEL 4	415	58.54 m²	630.10 sq ft	2 Bath + 2 Bath
LEVEL 4	416	58.54 m²	630.10 sq ft	2 Bath + 2 Bath
LEVEL 4	417	57.47 m²	618.55 sq ft	2 Bath + 2 Bath Barrier Free
LEVEL 4	418	61.45 m²	663.45 sq ft	2 Bath + 2 Bath
LEVEL 4	419	61.45 m²	663.45 sq ft	2 Bath + 2 Bath
LEVEL 4	420	61.45 m²	663.45 sq ft	2 Bath + 2 Bath
LEVEL 4	421	61.45 m²	663.45 sq ft	2 Bath + 2 Bath
LEVEL 4	422	61.45 m²	663.45 sq ft	2 Bath + 2 Bath
LEVEL 4	423	61.45 m²	663.45 sq ft	2 Bath + 2 Bath
LEVEL 4	424	61.45 m²	663.45 sq ft	2 Bath + 2 Bath
Grand total: 16		6977.28 m²	75,079.77 sq ft	

PROJECT STATISTICS - UNIT AREAS BARRIER FREE

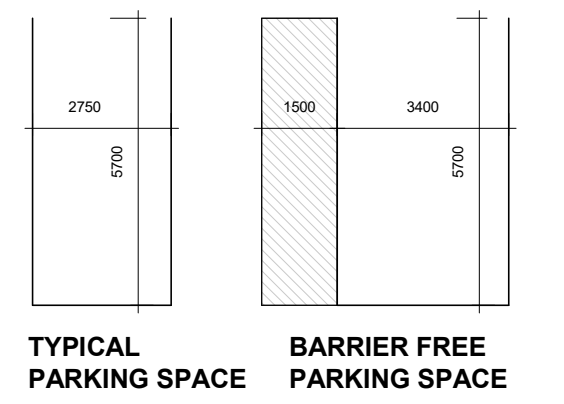
Level	Name	Area	Imperial	Sub-Item
BASEMENT L1	8008	93.32 m²	1,004.51 sq ft	2 Bath + 2 Bath Barrier Free
LEVEL 1	108	93.32 m²	1,004.51 sq ft	2 Bath + 2 Bath Barrier Free
LEVEL 1	109	57.47 m²	618.55 sq ft	2 Bath + 2 Bath Barrier Free
LEVEL 2	201	61.45 m²	663.45 sq ft	2 Bath + 2 Bath Barrier Free
LEVEL 2	204	62.35 m²	672.40 sq ft	2 Bath + 2 Bath Barrier Free
LEVEL 2	211	57.47 m²	618.55 sq ft	2 Bath + 2 Bath Barrier Free
LEVEL 2	212	57.47 m²	618.55 sq ft	2 Bath + 2 Bath Barrier Free
LEVEL 2	213	57.47 m²	618.55 sq ft	2 Bath + 2 Bath Barrier Free
LEVEL 3	304	61.45 m²	663.45 sq ft	2 Bath + 2 Bath Barrier Free
LEVEL 3	311	61.45 m²	663.45 sq ft	2 Bath + 2 Bath Barrier Free
LEVEL 3	312	61.45 m²	663.45 sq ft	2 Bath + 2 Bath Barrier Free
LEVEL 3	313	61.45 m²	663.45 sq ft	2 Bath + 2 Bath Barrier Free
LEVEL 3	314	61.45 m²	663.45 sq ft	2 Bath + 2 Bath Barrier Free
LEVEL 3	315	61.45 m²	663.45 sq ft	2 Bath + 2 Bath Barrier Free
LEVEL 3	316	61.45 m²	663.45 sq ft	2 Bath + 2 Bath Barrier Free
LEVEL 3	317	61.45 m²	663.45 sq ft	2 Bath + 2 Bath Barrier Free
LEVEL 3	318	61.45 m²	663.45 sq ft	2 Bath + 2 Bath Barrier Free
LEVEL 3	319	61.45 m²	663.45 sq ft	2 Bath + 2 Bath Barrier Free
LEVEL 3	320	61.45 m²	663.45 sq ft	2 Bath + 2 Bath Barrier Free
LEVEL 3	321	61.45 m²	663.45 sq ft	2 Bath + 2 Bath Barrier Free
LEVEL 3	322	61.45 m²	663.45 sq ft	2 Bath + 2 Bath Barrier Free
LEVEL 3	323	61.45 m²	663.45 sq ft	2 Bath + 2 Bath Barrier Free
LEVEL 3	324	61.45 m²	663.45 sq ft	2 Bath + 2 Bath Barrier Free
LEVEL 3	325	61.45 m²	663.45 sq ft	2 Bath + 2 Bath Barrier Free
LEVEL 4	401	61.02 m²	658.94 sq ft	2 Bath + 2 Bath
LEVEL 4	402	65.03 m²	701.76 sq ft	2 Bath + 2 Bath
LEVEL 4	403	74.75 m²	806.43 sq ft	2 Bath + 2 Bath
LEVEL 4	404	67.15 m²	723.52 sq ft	2 Bath + 2 Bath Barrier Free
LEVEL 4	405	76.73 m²	829.92 sq ft	2 Bath + 2 Bath
LEVEL 4	406	73.85 m²	798.79 sq ft	2 Bath + 2 Bath
LEVEL 4	407	66.37 m²	716.61 sq ft	2 Bath + 2 Bath
LEVEL 4	408	58.43 m²	629.93 sq ft	2 Bath + 2 Bath
LEVEL 4	409	66.34 m²	716.24 sq ft	2 Bath + 2 Bath
LEVEL 4	410	62.35 m²	672.40 sq ft	2 Bath + 2 Bath
LEVEL 4	411	57.47 m²	618.55 sq ft	2 Bath + 2 Bath
LEVEL 4	412	57.47 m²	618.55 sq ft	2 Bath + 2 Bath
LEVEL 4	413	57.47 m²	618.55 sq ft	2 Bath + 2 Bath
LEVEL 4	414	58.54 m²	630.10 sq ft	2 Bath + 2 Bath
LEVEL 4	415	58.54 m²	630.10 sq ft	2 Bath + 2 Bath
LEVEL 4	416	58.54 m²	630.10 sq ft	2 Bath + 2 Bath
LEVEL 4	417	57.47 m²	618.55 sq ft	2 Bath + 2 Bath Barrier Free
LEVEL 4	418	61.45 m²	663.45 sq ft	2 Bath + 2 Bath
LEVEL 4	419	61.45 m²	663.45 sq ft	2 Bath + 2 Bath
LEVEL 4	420	61.45 m²	663.45 sq ft	2 Bath + 2 Bath
LEVEL 4	421	61.45 m²	663.45 sq ft	2 Bath + 2 Bath
LEVEL 4	422	61.45 m²	663.45 sq ft	2 Bath + 2 Bath
LEVEL 4	423	61.45 m²	663.45 sq ft	2 Bath + 2 Bath
LEVEL 4	424	61.45 m²	663.45 sq ft	2 Bath + 2 Bath
Grand total: 15		1041.94 m²	11,215.49 sq ft	

PROJECT STATISTICS - GROSS BUILDING AREAS - ZONING

Level	Name	Area	Imperial
BASEMENT L1	B01	74.32 m²	800.00 sq ft
BASEMENT L1	B02	76.73 m²	829.92 sq ft
BASEMENT L1	B03	73.85 m²	798.79 sq ft
BASEMENT L1	B04	66.37 m²	716.61 sq ft
BASEMENT L1	B05	58.43 m²	629.93 sq ft
BASEMENT L1	B06	66.34 m²	716.24 sq ft
BASEMENT L1	B07	62.35 m²	672.40 sq ft
BASEMENT L1	B08	93.32 m²	1,004.51 sq ft
BASEMENT L1	B09	44.79 m²	482.53 sq ft
BASEMENT L1	COMMERCIAL GARAGE	43.30 m²	466.09 sq ft
BASEMENT L1	CORRIDOR	75.93 m²	817.26 sq ft
BASEMENT L1	EXIT	13.52 m²	145.31 sq ft
BASEMENT L1	EXIT	13.52 m²	145.31 sq ft
BASEMENT L1	EXIT	13.52 m²	145.31 sq ft
BASEMENT L1	LOCKERS	3.08 m²	33.11 sq ft
BASEMENT L1	LOCKERS	30.76 m²	331.15 sq ft
BASEMENT L1	LOCKERS	1895.75 m²	20,443.21 sq ft
BASEMENT L1	RAMP	149.62 m²	1,610.53 sq ft
BASEMENT L1	RESIDENTIAL GARAGE ROOM	83.94 m²	902.49 sq ft
BASEMENT L1	VESTIBULE	3.45 m²	37.11 sq ft
LEVEL 1	101	75.13 m²	808.74 sq ft
LEVEL 1	102	85.25 m²	915.92 sq ft
LEVEL 1	103	73.85 m²	798.79 sq ft
LEVEL 1	104	66.37 m²	716.61 sq ft
LEVEL 1	105	58.43 m²	629.93 sq ft
LEVEL 1	106	66.34 m²	716.24 sq ft
LEVEL 1	107	62.35 m²	672.40 sq ft
LEVEL 1	108	93.32 m²	1,004.51 sq ft
LEVEL 1	109	57.47 m²	618.55 sq ft
LEVEL 1	110	58.54 m²	630.10 sq ft
LEVEL 1	111	58.54 m²	630.10 sq ft
LEVEL 1	112	58.54 m²	630.10 sq ft
LEVEL 1	113	57.47 m²	618.55 sq ft
LEVEL 1	114	93.32 m²	1,004.51 sq ft
LEVEL 1	ACCESS TO ENTRY	18.46 m²	199.75 sq ft
LEVEL 1	AMENITY	188.86 m²	2,048.89 sq ft
LEVEL 1	AMENITY	49.79 m²	536.49 sq ft
LEVEL 1	COMMERCIAL	298.86 m²	3,248.89 sq ft
LEVEL 1	CORRIDOR	174.64 m²	1,879.78 sq ft
LEVEL 1	HOBBIY RM (AMENITY)	20.32 m²	219.14 sq ft
LEVEL 1	LOCKERS	196.72 m²	2,136.92 sq ft
LEVEL 1	LOCKERS	236.10 m²	2,546.47 sq ft
LEVEL 1	LOCKERS	62.95 m²	680.42 sq ft
LEVEL 1	PARKING	134.96 m²	1,456.24 sq ft
LEVEL 1	VESTIBULE	5.38 m²	57.89 sq ft
LEVEL 2	201	61.45 m²	663.45 sq ft
LEVEL 2	202	65.25 m²	701.92 sq ft
LEVEL 2	203	74.85 m²	806.64 sq ft
LEVEL 2	204	62.35 m²	672.40 sq ft
LEVEL 2	205	76.73 m²	829.92 sq ft
LEVEL 2	206	73.85 m²	798.79 sq ft
LEVEL 2	207	66.37 m²	716.61 sq ft
LEVEL 2	208	58.43 m²	629.93 sq ft
LEVEL 2	209	66.34 m²	716.24 sq ft
LEVEL 2	210	62.35 m²	672.40 sq ft
LEVEL 2	211	57.47 m²	618.55 sq ft
LEVEL 2	212	57.47 m²	618.55 sq ft
LEVEL 2	213	57.47 m²	618.55 sq ft
LEVEL 2	214	58.54 m²	630.10 sq ft
LEVEL 2	215	58.54 m²	630.10 sq ft
LEVEL 2	216	58.54 m²	630.10 sq ft
LEVEL 2	217	57.47 m²	618.55 sq ft
LEVEL 2	218	61.45 m²	663.45 sq ft
LEVEL 2	219	61.45 m²	663.45 sq ft
LEVEL 2	220	61.45 m²	663.45 sq ft
LEVEL 2	221	61.45 m²	663.45 sq ft
LEVEL 2	222	61.45 m²	663.45 sq ft
LEVEL 2	223	61.45 m²	663.45 sq ft
LEVEL 2	224	61.45 m²	663.45 sq ft
LEVEL 2	225	61.45 m²	663.45 sq ft
LEVEL 2	CORRIDOR	149.93 m²	1,613.86 sq ft
LEVEL 3	301	61.45 m²	663.45 sq ft




ISSUED FOR DISCUSSION
 2021-10-05 7:45:14 PM



NO.	ISSUANCE	DATE

DT ISSUED FOR PLANNING APPROVALS 2021.09.01

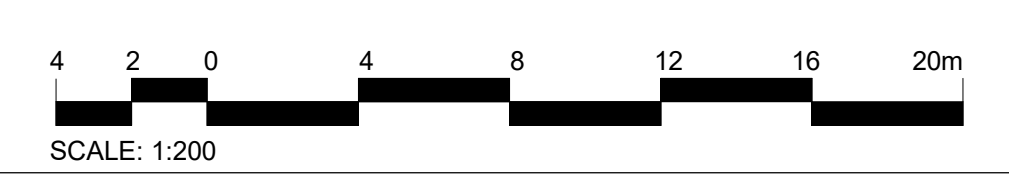
THE GENERAL CONTRACTOR SHALL CHECK AND VERIFY ALL DIMENSIONS AND REPORT ALL ERRORS AND OMISSIONS TO THE ARCHITECT. DO NOT SCALE THE DRAWINGS. DO NOT USE THIS DRAWING FOR CONSTRUCTION UNLESS SIGNED AND SEALED BY THE ARCHITECT.



HARBOURVIEW BUILDING C
 THE KAITLIN GROUP
 PORT OF NEWCASTLE, CLARINGTON ONTARIO

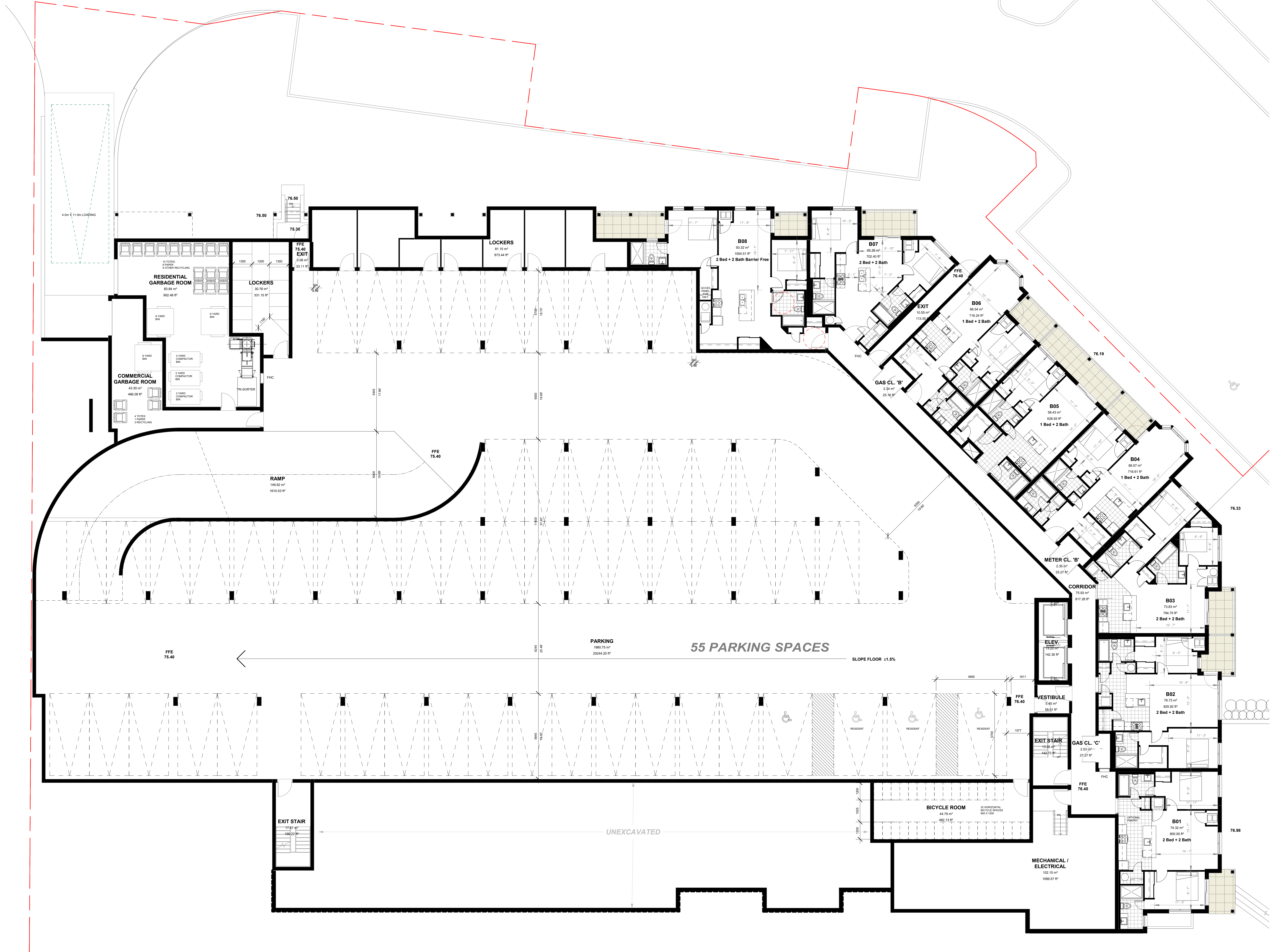
SITE PLAN - TRUE NORTH

SCALE	As Indicated	PROJECT NUMBER
DATE	2021-10-05 7:45:14 PM	202147
DRAWN	REZ	
CHECKED	REZ	REVISION
SHEET		



A.1.3


FILE NAME: I:\2021\47 - Newcastle Construction\3D Design and Construction Documents\Phase\Newcastle Harbourview Building C_2021_10.dwg
 PLOT DATE: 2021-10-05 7:45:14 PM



ISSUED FOR DISCUSSION
 2021-10-05 7:45:15 PM

01 ISSUED FOR PLANNING APPROVALS 2021/09/01

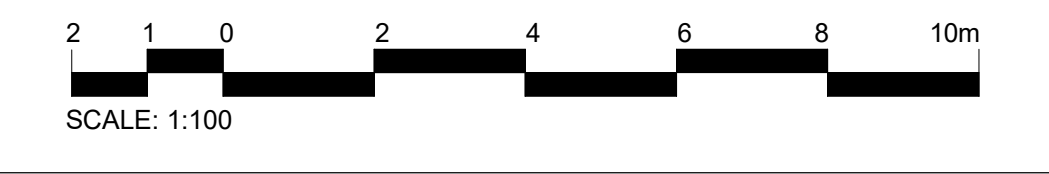
NO. ISSUANCE DATE
 THE GENERAL CONTRACTOR SHALL CHECK AND VERIFY ALL DIMENSIONS AND REPORT ALL ERRORS AND OMISSIONS TO THE ARCHITECT. DO NOT SCALE THE DRAWINGS. DO NOT USE THIS DRAWING FOR CONSTRUCTION UNLESS SIGNED AND SEALED BY THE ARCHITECT.



HARBOURVIEW BUILDING C
 THE KAITLIN GROUP
 PORT OF NEWCASTLE, CLARINGTON ONTARIO

BASEMENT L1

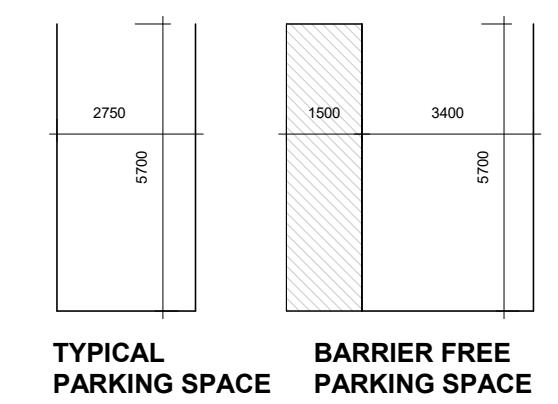
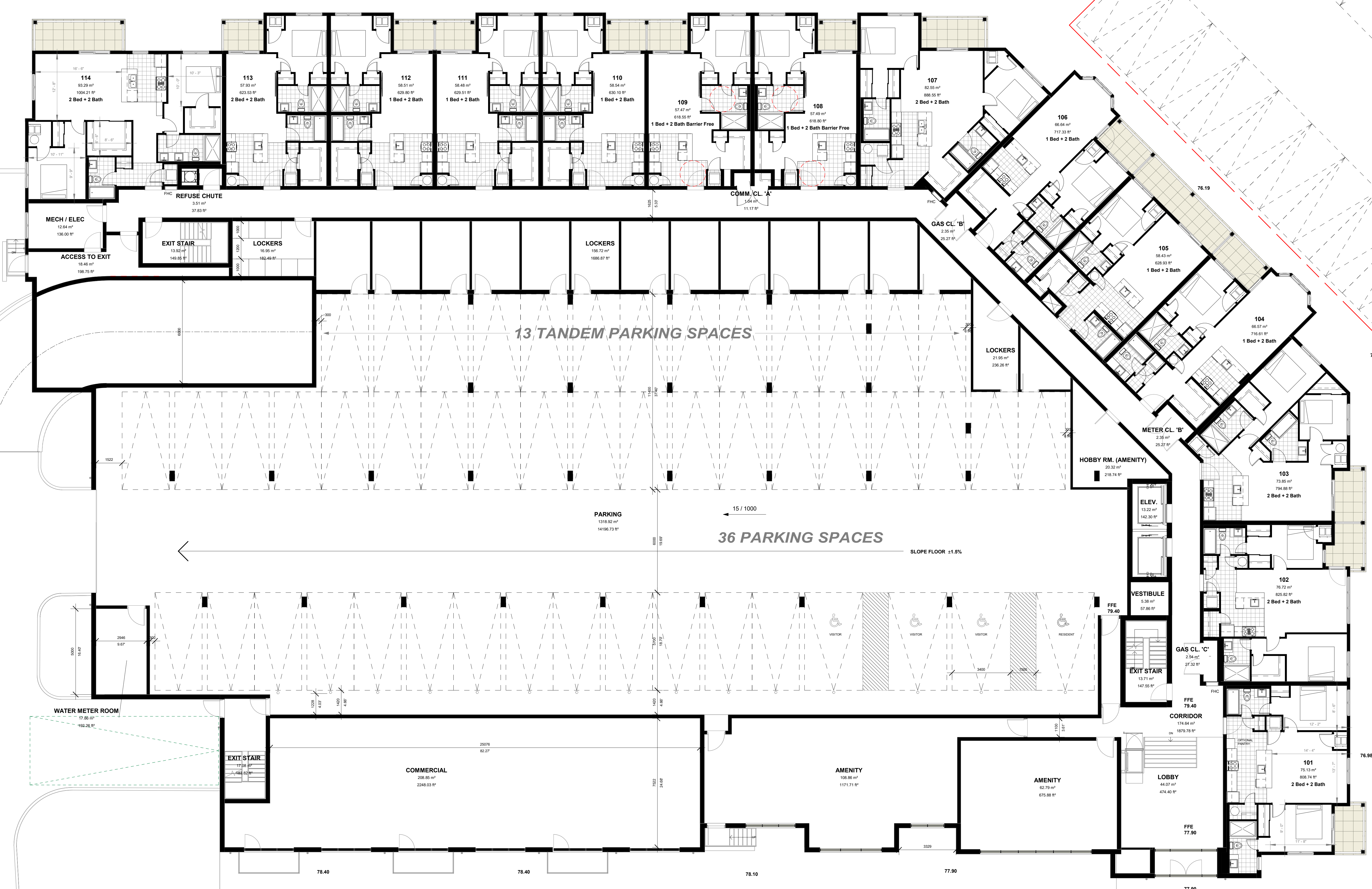
SCALE	1:100	PROJECT NUMBER
DATE	2021-10-05 7:45:15 PM	2021/47
DRAWN	REZ	
CHECKED	REZ	
SHEET		REVISION




A.2.1

FILE NAME: I:\2021\47 - Newcastle Construction\3D Design and Construction Documents\Basement Building C 2021\10\04.rvt
 PLOT DATE: 2021/10/05 7:45:15 PM

ISSUED FOR DISCUSSION
 2021-10-05 7:45:17 PM

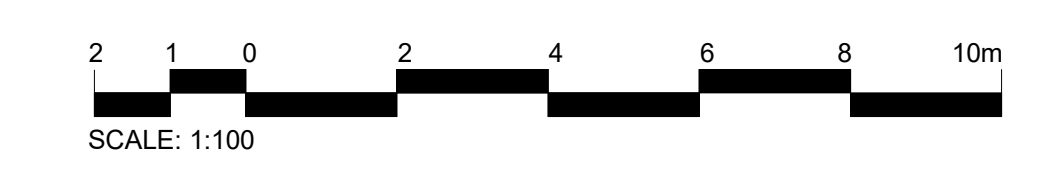


NO.	ISSUANCE	DATE
01	ISSUED FOR PLANNING APPROVALS	2021.09.01



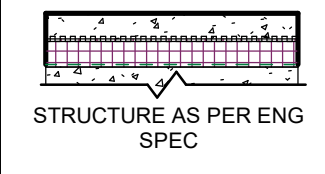
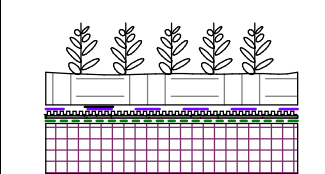
HARBOURVIEW BUILDING C
 THE KAITLIN GROUP
 PORT OF NEWCASTLE, CLARINGTON ONTARIO

SCALE	As Indicated	PROJECT NUMBER
DATE	2021-10-05 7:45:17 PM	2021.47
DRAWN	REZ	
CHECKED	REZ	
SHEET		REVISION



A.2.2

ROOF ASSEMBLIES LEGEND

TYPE	DETAIL	DESCRIPTION	PRE & ETC NOTING
R1		ROOF W/ PAVING SLABS: 50mm PAVERS ON DRAINAGE BOARD, 50mm XPS INSULATION ON POLY SLIP SHEET FLUID APPLIED WATERPROOFING MEMBRANE ON SLOPED CONCRETE SLAB	
R2		XEROFLOR GREEN ROOF SYSTEM VEGETATION, MOISTURE RETENTION LAYER, FILTER FABRIC, DRAINAGE BOARD, ROOT BARRIER, 100mm RIGID INSULATION, FLUID APPLIED WATERPROOFING MEMBRANE ON SLOPED CONCRETE SLAB	

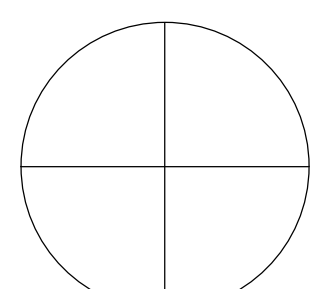
ISSUED FOR DISCUSSION
 2021-10-05 7:45:19 PM




NO.	ISSUANCE	DATE
01	ISSUED FOR PLANNING APPROVALS	2021.09.01

THE GENERAL CONTRACTOR SHALL CHECK AND VERIFY ALL DIMENSIONS AND REPORT ALL ERRORS AND OMISSIONS TO THE ARCHITECT. DO NOT SCALE THE DRAWINGS. DO NOT USE THIS DRAWING FOR CONSTRUCTION UNLESS SIGNED AND SEALED BY THE ARCHITECT.

NORTH



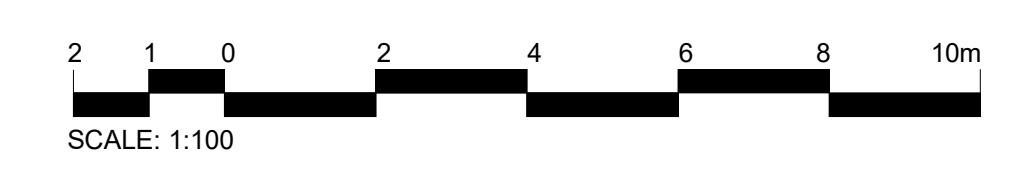
STAMP



HARBOURVIEW BUILDING C
 THE KAITLIN GROUP
 PORT OF NEWCASTLE, CLARINGTON ONTARIO

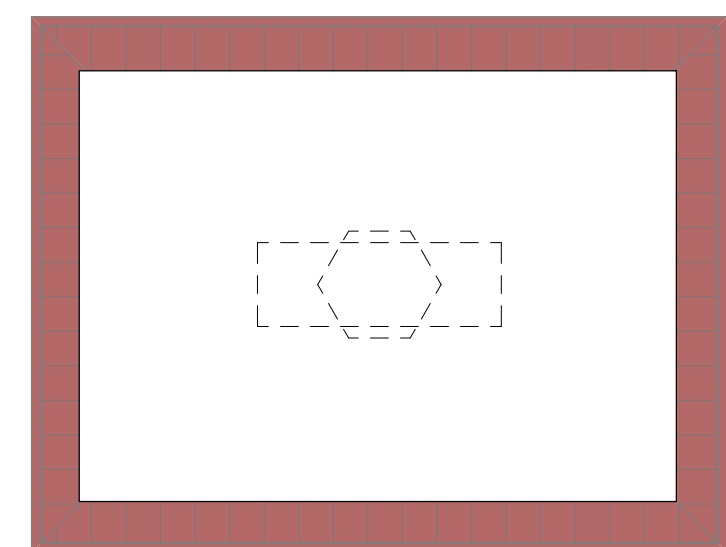
LEVEL 2

SCALE	As Indicated	PROJECT NUMBER
DATE	2021-10-05 7:45:19 PM	2021.47
DRAWN	REZ	
CHECKED	REZ	
SHEET		REVISION




A.2.4

ISSUED FOR DISCUSSION
 2021-10-05 7:45:21 PM



NO.	ISSUANCE	DATE
01	ISSUED FOR PLANNING APPROVALS	2021.09.01

THE GENERAL CONTRACTOR SHALL CHECK AND VERIFY ALL DIMENSIONS AND REPORT ALL ERRORS AND OMISSIONS TO THE ARCHITECT. DO NOT SCALE THE DRAWINGS. DO NOT USE THIS DRAWING FOR CONSTRUCTION UNLESS SIGNED AND SEALED BY THE ARCHITECT.




HARBOURVIEW BUILDING C
 THE KAITLIN GROUP
 PORT OF NEWCASTLE, CLARINGTON ONTARIO

LEVEL 3	
SCALE	1:100 PROJECT NUMBER
DATE	2021-10-05 7:45:21 PM 2021.47
DRAWN	REZ
CHECKED	REZ
SHEET	REVISION




A.2.5

ISSUED FOR DISCUSSION
 2021-10-05 7:45:23 PM



NO.	ISSUANCE	DATE
01	ISSUED FOR PLANNING APPROVALS	2021.09.01

THE GENERAL CONTRACTOR SHALL CHECK AND VERIFY ALL DIMENSIONS AND REPORT ALL ERRORS AND OMISSIONS TO THE ARCHITECT. DO NOT SCALE THE DRAWINGS. DO NOT USE THIS DRAWING FOR CONSTRUCTION UNLESS SIGNED AND SEALED BY THE ARCHITECT.

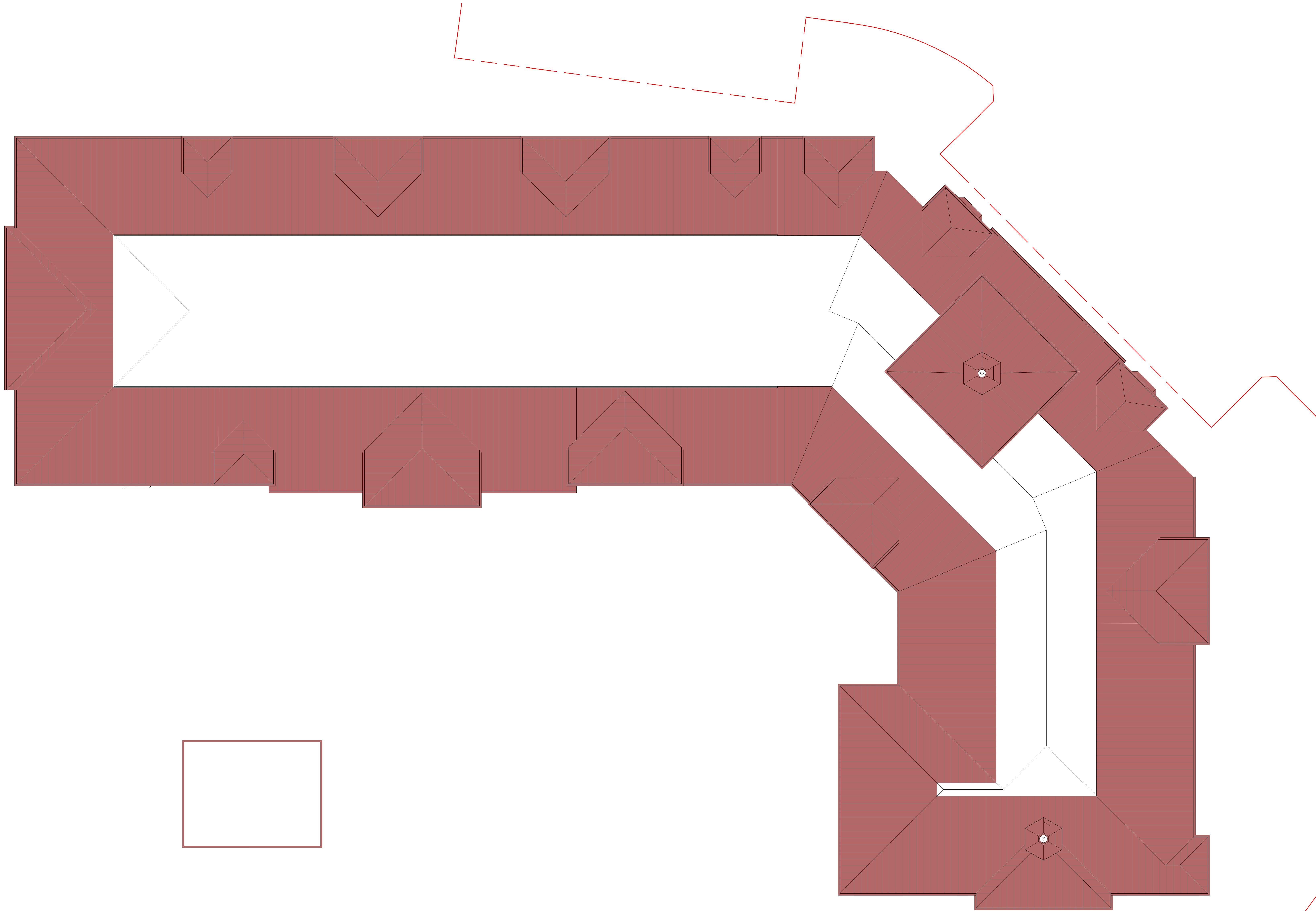


HARBOURVIEW BUILDING C
 THE KAITLIN GROUP
 PORT OF NEWCASTLE, CLARINGTON ONTARIO

LEVEL 4	
SCALE	1:100 PROJECT NUMBER
DATE	2021-10-05 7:45:23 PM 2021.47
DRAWN	REZ
CHECKED	REZ
SHEET	REVISION



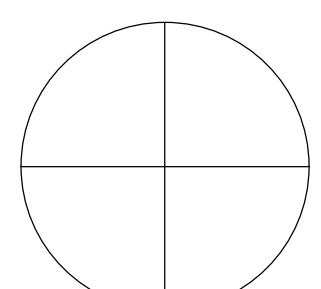
A.2.6




ISSUED FOR DISCUSSION
 2021-10-05 7:45:23 PM

NO.	ISSUANCE	DATE

THE GENERAL CONTRACTOR SHALL CHECK AND VERIFY ALL DIMENSIONS AND REPORT ALL ERRORS AND OMISSIONS TO THE ARCHITECT. DO NOT SCALE THE DRAWINGS; DO NOT USE THIS DRAWING FOR CONSTRUCTION UNLESS SIGNED AND SEALED BY THE ARCHITECT.

NORTH  STAMP



HARBOURVIEW BUILDING C
 THE KAITLIN GROUP
 PORT OF NEWCASTLE, CLARINGTON ONTARIO

ROOF PLAN


























SCALE	PROJECT NUMBER
1:100	202147
DATE	2021-10-05 7:45:23 PM
DRAWN	AR
CHECKED	RZ
SHEET	REVISION


A.2.7

File Name: I:\2021\47 - Newcastle Condominium 3D Design and Construction Documents Phase 1\Newcastle Harbourview Building C 2021-10.dwg
 Plot Date: 2021-10-05 7:45:23 PM

EXTERIOR FINISH LEGEND

18-129 HARBOURVIEW BUILDING C

 1A1 PRECAST CONCRETE - SIDING, SILL AND SANGRE COLOUR: WHITE MANUFACTURER: ARBOCRRAFT STYLE: XXX	 6E1 PREFINISHED CURTAIN WALL - VISION PANEL - IRONING EXT COLOUR: XXX INT COLOUR: XXX MANUFACTURER: XXX GLASS: XXX	 13A ALUM. COLOUR: XXX GLASS TYPE: XXX LOCATION: XXX
 2B1 MASONRY - STONE VENEER COLOUR: WHITE MANUFACTURER: ARBOCRRAFT SCHEDULE: RENAISSANCE MORTAR: XXX	 6G1 PREFINISHED CURTAIN WALL - METAL LOUVRES EXT COLOUR: XXX INT COLOUR: XXX MANUFACTURER: XXX LOCATION: XXX	 14A METAL DOOR - INSULATED METAL DOOR ALUM. COLOUR: XXX GLASS TYPE: XXX LOCATION: XXX
 2B2 MASONRY - STONE VENEER COLOUR: WHITE MANUFACTURER: ARBOCRRAFT SCHEDULE: RENAISSANCE MORTAR: XXX	 6H1 PREFINISHED CURTAIN WALL - METAL SCREENS EXT COLOUR: XXX INT COLOUR: XXX MANUFACTURER: XXX LOCATION: XXX	 15A OVERHEAD GARAGE DOOR ALUM. COLOUR: XXX GLASS TYPE: XXX LOCATION: XXX
 3A1 PREFINISHED WINDOW WALL - VISION PANEL COLOUR: WHITE MANUFACTURER: ARBOCRRAFT SCHEDULE: RENAISSANCE MORTAR: XXX	 6A1 PREFINISHED FIBRECEMENT PANEL COLOUR: XXX MANUFACTURER: JAMES HARDIE STYLE: XXX	 16A EIFS PANEL ALUM. COLOUR: XXX GLASS TYPE: XXX LOCATION: XXX
 3B1 PREFINISHED WINDOW WALL - GLASS SPANDREL PANEL EXT COLOUR: XXX INT COLOUR: XXX MANUFACTURER: XXX GLASS: XXX	 7A1 PREFINISHED FIBRECEMENT SOUND COLOUR: NAVARO BEIGE MANUFACTURER: JAMES HARDIE STYLE: XXX	 16B EIFS BANDING AND MULLIONS ALUM. COLOUR: XXX GLASS TYPE: XXX LOCATION: XXX
 3D1 PREFINISHED WINDOW WALL - METAL SPANDREL PANELS EXT COLOUR: XXX INT COLOUR: XXX MANUFACTURER: XXX METAL PANEL: WHITE	 8A COPPER METAL ROOF COLOUR: XXX MANUFACTURER: XXX STYLE: XXX	
 3E1 PREFINISHED WINDOW WALL - VISION PANEL - IRONING EXT COLOUR: XXX INT COLOUR: XXX MANUFACTURER: XXX LOCATION: XXX	 8A FIBRECEMENT GLASS CANOPY ALUM. COLOUR: XXX GLASS TYPE: XXX LOCATION: XXX	
 3G1 PREFINISHED WINDOW WALL - METAL LOUVRES EXT COLOUR: XXX INT COLOUR: XXX MANUFACTURER: XXX LOCATION: XXX	 8B FIBRECEMENT TRIM ALUM. COLOUR: XXX GLASS TYPE: XXX LOCATION: XXX	
 6A1 PREFINISHED CURTAIN WALL - VISION PANEL EXT COLOUR: WHITE INT COLOUR: XXX MANUFACTURER: XXX GLASS: XXX	 10A FIBRECEMENT GLASS COLUMN/LOUVER ALUM. COLOUR: XXX GLASS TYPE: XXX LOCATION: XXX	
 6B1 PREFINISHED CURTAIN WALL - GLASS SPANDREL PANELS EXT COLOUR: XXX INT COLOUR: XXX MANUFACTURER: XXX GLASS: XXX	 11A ROOF CHECK SOMERSE LIGHTING ALUM. COLOUR: BLACK GLASS TYPE: XXX LOCATION: XXX	
 6D1 PREFINISHED CURTAIN WALL - METAL SPANDREL PANELS EXT COLOUR: XXX INT COLOUR: XXX MANUFACTURER: XXX METAL PANEL: XXX	 12A FIBRECEMENT GLASS SIGNAGE ALUM. COLOUR: XXX GLASS TYPE: XXX LOCATION: XXX	



2 SOUTH-WEST ELEVATION - PART
 1:100

ISSUED FOR DISCUSSION
 2021-10-05 7:45:27 PM



1 SOUTH ELEVATION
 1:100

NO. _____ ISSUANCE _____ DATE _____

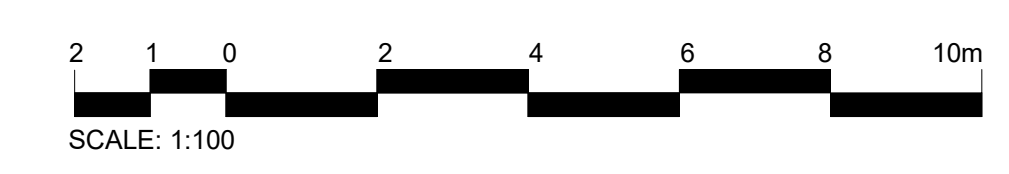
THE GENERAL CONTRACTOR SHALL CHECK AND VERIFY ALL DIMENSIONS AND REPORT ALL ERRORS AND OMISSIONS TO THE ARCHITECT. DO NOT SCALE THE DRAWINGS. DO NOT USE THIS DRAWING FOR CONSTRUCTION UNLESS SIGNED AND SEALED BY THE ARCHITECT.

NORTH  STAMP 

HARBOURVIEW BUILDING C
 THE KAITLIN GROUP
 PORT OF NEWCASTLE, CLARINGTON ONTARIO

NORTH & SOUTH-WEST ELEVATIONS

SCALE	1:100	PROJECT NUMBER	
DATE	2021-10-05 7:45:27 PM		
DRAWN	REZ		2021 47
CHECKED	REZ		
SHEET		REVISION	



A.4.1



2 WEST ELEVATION
 A.4.2 1:100



1 EAST ELEVATION
 A.4.2 1:100

EXTERIOR FINISH LEGEND


15-129 HARBOURVIEW BUILDING C

	1A1 PRECAST CONCRETE - HEADERS, SILLS AND BANDS COLOUR: WHITE MANUFACTURER: AMERSCRAFT STYLE:		1B1 PREFINISHED CURTAIN WALL - VISION PANEL - ARNING COLOUR: ALUM. COLOUR XXX GLASS TYPE: XXX GLASS LOCATION: XXX MANUFACTURER: XXX		11A PREFINISHED ALUMINUM FASCIA, SOFFIT, GUTTERS AND RAINWATER LEADER COLOUR: ALUM. COLOUR XXX GLASS TYPE: XXX GLASS LOCATION: XXX
	2B1 MASONRY - STONE VENEER COLOUR: WHITE MANUFACTURER: AMERSCRAFT RESISTANCE: APPROXIMATE PERMANENCE NOTES: XXX		5G1 PREFINISHED CURTAIN WALL - METAL LOUVERS COLOUR: WHITE MANUFACTURER: AMERSCRAFT RESISTANCE: APPROXIMATE PERMANENCE NOTES: XXX		14A METAL DOOR - INSULATED METAL DOOR COLOUR: ALUM. COLOUR XXX GLASS TYPE: XXX GLASS LOCATION: XXX
	2B2 RANDOM STONE VENEER COLOUR: WHITE MANUFACTURER: AMERSCRAFT RESISTANCE: APPROXIMATE PERMANENCE NOTES: XXX		5H1 PREFINISHED CURTAIN WALL - METAL SCREEN COLOUR: WHITE MANUFACTURER: AMERSCRAFT RESISTANCE: APPROXIMATE PERMANENCE NOTES: XXX		18A OVERHEAD GARAGE DOOR COLOUR: ALUM. COLOUR XXX GLASS TYPE: XXX GLASS LOCATION: XXX
	3A1 PREFINISHED WINDOW WALL - VISION PANEL COLOUR: WHITE MANUFACTURER: AMERSCRAFT RESISTANCE: APPROXIMATE PERMANENCE NOTES: XXX		6A1 PREFINISHED FINISMENT PANEL COLOUR: WHITE MANUFACTURER: AMERSCRAFT RESISTANCE: APPROXIMATE PERMANENCE NOTES: XXX		18A RES PANEL COLOUR: ALUM. COLOUR XXX GLASS TYPE: XXX GLASS LOCATION: XXX
	3B1 PREFINISHED WINDOW WALL - GLASS SPANDELS PANEL COLOUR: WHITE MANUFACTURER: AMERSCRAFT RESISTANCE: APPROXIMATE PERMANENCE NOTES: XXX		7A1 PREFINISHED FINISMENT BOND COLOUR: WHITE MANUFACTURER: AMERSCRAFT RESISTANCE: APPROXIMATE PERMANENCE NOTES: XXX		18B RES HAND AND MouldING COLOUR: ALUM. COLOUR XXX GLASS TYPE: XXX GLASS LOCATION: XXX
	3D1 PREFINISHED WINDOW WALL - METAL SPANDELS PANELS COLOUR: WHITE MANUFACTURER: AMERSCRAFT RESISTANCE: APPROXIMATE PERMANENCE NOTES: XXX		8A COPPER METAL ROOF COLOUR: COPPER MANUFACTURER: XXX STYLE: XXX		
	3E1 PREFINISHED WINDOW WALL - VISION PANEL - ARNING COLOUR: WHITE MANUFACTURER: AMERSCRAFT RESISTANCE: APPROXIMATE PERMANENCE NOTES: XXX		8A FINISMENT GLASS CANOPY COLOUR: ALUM. COLOUR XXX GLASS TYPE: XXX GLASS LOCATION: XXX		
	5D1 PREFINISHED CURTAIN WALL - METAL LOUVERS COLOUR: WHITE MANUFACTURER: AMERSCRAFT RESISTANCE: APPROXIMATE PERMANENCE NOTES: XXX		8B FINISMENT TRIM COLOUR: ALUM. COLOUR XXX GLASS TYPE: XXX GLASS LOCATION: XXX		
	5A1 PREFINISHED WINDOW WALL - VISION PANEL COLOUR: WHITE MANUFACTURER: AMERSCRAFT RESISTANCE: APPROXIMATE PERMANENCE NOTES: XXX		10A FINISMENT GLASS COLUMN COVER COLOUR: ALUM. COLOUR XXX GLASS TYPE: XXX GLASS LOCATION: XXX		
	5B1 PREFINISHED WINDOW WALL - GLASS SPANDELS PANELS COLOUR: WHITE MANUFACTURER: AMERSCRAFT RESISTANCE: APPROXIMATE PERMANENCE NOTES: XXX		11A GOODENICK SIGNAGE LIGHTING COLOUR: ALUM. COLOUR XXX GLASS TYPE: XXX GLASS LOCATION: XXX		
	5D1 PREFINISHED WINDOW WALL - METAL SPANDELS PANELS COLOUR: WHITE MANUFACTURER: AMERSCRAFT RESISTANCE: APPROXIMATE PERMANENCE NOTES: XXX		12A FINISMENT GLASS PANEL COLOUR: ALUM. COLOUR XXX GLASS TYPE: XXX GLASS LOCATION: XXX		

ISSUED FOR DISCUSSION
 2021-10-05 7:45:32 PM

NO.	ISSUANCE	DATE

THE GENERAL CONTRACTOR SHALL CHECK AND VERIFY ALL DIMENSIONS AND REPORT ALL ERRORS AND OMISSIONS TO THE ARCHITECT. DO NOT SCALE THE DRAWINGS. DO NOT USE THIS DRAWING FOR CONSTRUCTION UNLESS SIGNED AND SEALED BY THE ARCHITECT.



HARBOURVIEW BUILDING C
 THE KAITLIN GROUP
 PORT OF NEWCASTLE, CLARINGTON ONTARIO

EAST & WEST ELEVATION

SCALE	PROJECT NUMBER
1:100	
DATE	
2021-10-05 7:45:32 PM	
DRAWN	
REZ	2021.47
CHECKED	
REZ	
SHEET	REVISION




A.4.2

FILE NAME: 15-129 Harbourview Building C 3D Design and Construction Documents Phase 1/Architect's Information Building C 2021.1.dwg
 PLOT DATE: 2021-10-05 7:45:32 PM

EXTERIOR FINISH LEGEND

18-129 HARBOURVIEW BUILDING C

PRECAST CONCRETE - HEADERS, SILL AND BANDS COLOUR: WHITE MANUFACTURER: ARBESDRAFT STYLE: XXX	PREFINISHED CURTAIN WALL - VISION PANEL - LAMING EST. COLOUR: XXX INT. COLOUR: XXX MANUFACTURER: XXX GLASS: XXX	PREFINISHED ALUMINUM FASCIA, SOFFIT, GUTTERS AND RAINWATER LEADERS ALUM. COLOUR: XXX GLASS TYPE: XXX LOCATION: XXX
MASONRY - STONE VENEER COLOUR: WHEAT MANUFACTURER: ARBESDRAFT SIDE STYLE: ARBESDRAFT RENAISSANCE MORTAR: XXX	PREFINISHED CURTAIN WALL - METAL LOUVERES EST. COLOUR: XXX INT. COLOUR: XXX MANUFACTURER: XXX LOUVERES: XXX	METAL DOOR - INSULATED METAL DOORS ALUM. COLOUR: XXX GLASS TYPE: XXX LOCATION: XXX
MASONRY - STONE VENEER COLOUR: WHEAT MANUFACTURER: ARBESDRAFT SIDE STYLE: ARBESDRAFT RENAISSANCE MORTAR: XXX	PREFINISHED CURTAIN WALL - METAL SCREEN EST. COLOUR: XXX INT. COLOUR: XXX MANUFACTURER: XXX LOUVERES: XXX	OVERHUNG JAMBAGE DOOR ALUM. COLOUR: XXX GLASS TYPE: XXX LOCATION: XXX
PREFINISHED WINDOW WALL - VISION PANEL EST. COLOUR: WHITE INT. COLOUR: XXX MANUFACTURER: T&T GLASS: XXX	PREFINISHED FIBRECEMENT PANEL COLOUR: XXX MANUFACTURER: JAMES HARDIE STYLE: XXX	EYE PANEL ALUM. COLOUR: XXX MANUFACTURER: XXX GLASS TYPE: XXX LOCATION: XXX
PREFINISHED WINDOW WALL - GLASS SPANDREL PANEL EST. COLOUR: XXX INT. COLOUR: XXX MANUFACTURER: T&T GLASS: XXX	PREFINISHED FIBRECEMENT SILING COLOUR: NAVADO BEIGE MANUFACTURER: JAMES HARDIE STYLE: XXX	EYE BARS AND MULLIONS ALUM. COLOUR: XXX GLASS TYPE: XXX LOCATION: XXX
PREFINISHED WINDOW WALL - METAL SPANDREL PANELS EST. COLOUR: WHITE INT. COLOUR: XXX MANUFACTURER: XXX METAL PANEL: WHITE	COPPER METAL ROOF COLOUR: XXX MANUFACTURER: XXX STYLE: XXX	
PREFINISHED WINDOW WALL - VISION PANEL - LAMING EST. COLOUR: XXX INT. COLOUR: XXX MANUFACTURER: XXX GLASS: XXX	FIBRECEMENT GLAZ LAMPPY ALUM. COLOUR: XXX GLASS TYPE: XXX LOCATION: XXX	
PREFINISHED WINDOW WALL - METAL LOUVERES EST. COLOUR: XXX INT. COLOUR: XXX MANUFACTURER: XXX LOUVERES: XXX	FIBRECEMENT TRIM ALUM. COLOUR: XXX GLASS TYPE: XXX LOCATION: XXX	
PREFINISHED CURTAIN WALL - VISION PANEL EST. COLOUR: WHITE INT. COLOUR: XXX MANUFACTURER: T&T GLASS: XXX	FIBRECEMENT GLAZ COLUMN COVER ALUM. COLOUR: XXX GLASS TYPE: XXX LOCATION: XXX	
PREFINISHED CURTAIN WALL - GLASS SPANDREL PANELS EST. COLOUR: XXX INT. COLOUR: XXX MANUFACTURER: T&T GLASS: XXX	FIBRECEMENT SIGNAGE LIGHTING ALUM. COLOUR: BLACK GLASS TYPE: XXX LOCATION: XXX	
PREFINISHED CURTAIN WALL - METAL SPANDREL PANELS EST. COLOUR: XXX INT. COLOUR: XXX MANUFACTURER: XXX METAL PANEL: XXX	FIBRECEMENT GLAZ SIGNAGE ALUM. COLOUR: XXX GLASS TYPE: XXX LOCATION: XXX	




1 NORTH-EAST ELEVATION - PART
 A.4.3 1:100

ISSUED FOR DISCUSSION
 2021-10-05 7:45:36 PM



3 NORTH ELEVATION
 A.4.3 1:100

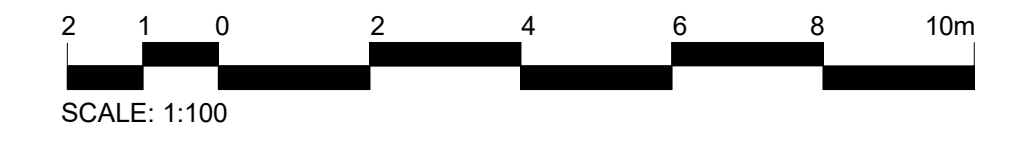
NO. ISSUANCE DATE
 THE GENERAL CONTRACTOR SHALL CHECK AND VERIFY ALL DIMENSIONS AND REPORT ALL ERRORS AND OMISSIONS TO THE ARCHITECT. DO NOT SCALE THE DRAWINGS. DO NOT USE THIS DRAWING FOR CONSTRUCTION UNLESS SIGNED AND SEALED BY THE ARCHITECT.



HARBOURVIEW BUILDING C
 THE KAITLIN GROUP
 PORT OF NEWCASTLE, CLARINGTON ONTARIO

NORTH-EAST ELEVATION,
 NORTH ELEVATION

SCALE	1:100	PROJECT NUMBER
DATE	2021-10-05 7:45:36 PM	2021 47
DRAWN	REZ	
CHECKED	REZ	
SHEET		REVISION



A.4.3